

STATIC DIMENSIONS in mm			
	HT1810	HT1815	SW1815
A	2841	2841	2841
B	2613	2613	2613
C	1766	1766	1766
D	3068	3112	3166
E	1503	1648	1648
F	806	705	760
G	406	305	360
H	387	343	333
I	413	417	713
J	1194	1224	1292
K	1847	1924	2273
L	1580	1555	N/A
M	2361	2362	N/A
N	3014	3061	N/A
O	121	141	N/A
P	141	103	N/A
Q	985	1267	1297
R	1184	1199	1266
S	271	271	271
T	1129	1300	1300
U	N/A	N/A	143
V	3433	3654	3654
W	5735	6405	6405
Tipping Angle°	82°	85°	78°

CAPACITY:	HT1810	HT1815*	SW1815*
Max. safe load:	1000 kg	1500kg	1500kg
Unladen Weight:	1310kg	1415kg	1380kg
Heaped:	510L	805L	813L
Struck:	407L	644L	628L
Water:	305L	428L	480L

ENGINE:
 Kubota D1105
 Displacement: 1.1 L
 Max. power: 18.2kW/24.31bhp @ 3000 rpm
 Max. torque: 71.5Nm @ 2200 rpm
 Emissions to: (EU) 2016/1628 & Tier 4 US EPA & CARB

TRANSMISSION:
 Hydrostatic automotive "Twin Lock"
 Permanent 4 wheel drive
 Acceleration by foot pedal
 Braking hydrostatic retardation

DRIVE CHARACTERISTICS:
 Forward / Reverse 0-14 km/h (0-8.7 mph)
 0-11km/h* (0-7mph*)

Steering angle: +/- 36.5°
 Turning Circle: 5.74m
 6.41m*
 Gradeability: 50%
 Tyres: 10.0 / 75 -15.3 (traction Profile)
 Steering: Priority load sensing centre pivot
 Working brakes: Hydrostatic retardation
 Park brake: Automatic in rear wheel motors

NOISE LEVELS:
 LWA 99dB(A)
 LPA 81dB(A)

TANK CAPACITIES:
 Fuel: 28L
 Hydraulic: 25L

SKIP:
 Hydraulically operated tipping skip for increased performance
 Heavy duty fully welded skip
 Reinforced around the top for greater strength

ELECTRICAL:
 Heavy duty H075 Battery: 12V, 550CCA, 60Ah
 Wiring harness in protective sleeving
 Auxiliary outputs
 Reversing alarm
 Flashing amber beacon

HYDRAULICS:
 Automotive control hydrostatic pump
 Hydraulic test points fitted as standard
 Easy access return oil filter on top of tank


SEATING & CONTROLS:
 Adjustable suspension seat
 Clear access across dumper
 Super bright instrument display
 Steel constructed centre console for extra leg protection
 Column mounted directional control lever
 Anti-slip floor
 Highlighted steps + handrails

SERVICE ACCESS:
 Easy access for service maintenance
 Lockable hinged engine cover
 Battery mounted inside the engine bay

Optional Extras

O = Option N/A = Not Available

Option	HT1810	HT1815	SW1815
Hardox Skip	NA	NA	O
Special Colour RAL (yellow parts only)	O	O	O
Green Seat Belt Light	O	O	O
Fixed Warning Triangle	NA	NA	NA
Folding Warning Triangle	O	O	O
Mirrors	O	O	O
Wheel Choc	O	O	O
Road Lights	O	O	O
Recovery Hitch	O	O	O
Scharmuller Hitch	O	O	O
7 pin towing socket (only available with road lights option)	O	O	O
7 pin towing socket for Scharmuller hitch (only available with road lights option)	O	O	O
Grass Pattern Tyres	O	O	O
Telematics Bio Oil	O	O	O
Telematics Tracking Device	O	O	O
Toolbox	O	O	O
Wheel Nut Indicators	O	O	O
Speed Decal	O	O	O
Parking Light Switch (only available with road lights option)	O	O	O
Weather Cover for Seat inc. storage box	O	O	O
Day Time Running Lights (only available with road lights option)	O	O	O
Guard on Rear of Skip	NA	NA	NA
Front Number Plate Mounting Bracket	NA	NA	O
Lockable Diesel Cap	O	O	O
Lock for Hydraulic tank	O	O	O
CESAR datatag system	O	O	O
First Service Filter kit	O	O	O
Inching pedal	NA	NA	NA
Spare Wheel Assembly	O	O	O
Side Marker lights on mudguards	NA	NA	NA
Narrow wheels & tyres	O	NA	NA
White Noise Reverse Alarm	O	O	O
Front Tow Bracket	NA	NA	NA
Rear Reflectors	O	O	O



Rev 3.0 - March 2023



NC Engineering (Hamiltonsbawn) Ltd
 2 Killyrudden Road
 Hamiltonsbawn, Richhill
 Co. Armagh
 Northern Ireland
 BT61 9SF
 Tel: +44 (0) 28 38 871970
 Fax: +44 (0) 28 38 870362
 E-Mail: sales@nc-engineering.com
 Web: www.nc-engineering.com

www.nc-engineering.com

Site Dumpers

HT1810
 HT1815
 SW1815



Increased Stability

(Ultra-light) perfect for low payload trucks



www.nc-engineering.com




NC Engineering (Hamiltonsbawn) Ltd
 2 Killyrudden Road
 Hamiltonsbawn, Richhill
 Co. Armagh
 Northern Ireland
 BT61 9SF
 Tel: +44 (0) 28 38 871970
 Fax: +44 (0) 28 38 870362
 E-Mail: sales@nc-engineering.com
 Web: www.nc-engineering.com

We reserve the right to change the above specification without prior notice Rev 3.0 March 2023



Clear dashboard layout

Twin lever control



Excellent service access



Protected hose lines



Unrivalled operator protection

Folding ROPS

Single pedal control

Fuse Box rated IP67

Heavy duty parallel linkage


Fully adjustable seat with recoil safety belt

Joystick control

Tapered skip for maximum visibility



Twin lift cylinders



High Definition Step & Handrails



Joystick control




Twin cylinder power swivel 180°



Four wheel drive Twinlock system

Super bright LED Lights



SW 18 15

NC ENGINEERING

HT 18 10

HT 18 10