

CAPACITY:
 Max. safe load: 5000kg 6000kg
 Unladen Weight: 3725kg 4100kg

ENGINE:
 Make: Hyundai 4 Cyl water cooled
 Model: D24 DM02VB
 Displacement: 2.4 L
 Max. power: 55.4kW/74.3bhp @ 2600 rpm
 Max. torque: 320Nm @ 1600 rpm
 Fuel: Diesel
 Emissions to: (EU) 2016/1628

TRANSMISSION:
 Switchable twin mode hydrostatic CVT
 Permanent 4-wheel drive

DRIVE CHARACTERISTICS:
 Forward / Reverse 0-25 km/h 0-26 km/h
 (0-15.5 mph) (0-16.1 mph)
 Steering angle: +/- 32° +/- 29°
 Turning Circle: 9.87m 12m
 Gradeability: 50% 50%
 Tyres: 12.5/80-18 16PR 405/70-20
 Steering: Priority load sensing hydrostatic centre pivot
 Working brakes: Multi-plate oil immersed discs mounted on front axle
 Park brake: Hand operated (SAHR) spring applied hydraulically released

NOISE LEVELS:
 LWA 101dB(A) 101dB(A)
 LPA 85dB(A) 85dB(A)

TANK CAPACITIES:
 Fuel: 56L 56L
 Hydraulic: 54L 54L

SKIP:
 Hydraulically operated skip tipping to 82°
 Heavy duty fully welded skip with high tensile sides 8 mm base
 Reinforced around top for greater strength
 Operated by a multi axis joystick for increased performance

ELECTRICAL:
 Super heavy duty 100SPPLA Battery: 12V, 700CCA, 74Ah
 Wiring harness in protective sleeving with auxiliary outputs

HYDRAULICS:
 Automotive control hydrostatic pump
 Hydraulic test points fitted as standard
 Easy access return oil filter on top of tank

SEATING & CONTROLS:
 Adjustable suspension seat accessible from both sides
 Clear access across dumper
 High definition steps and handrails
 Super bright warning lights on fully featured display instrument
 Steel constructed centre console for extra leg protection
 Column mounted directional control lever
 Anti-slip floor

SERVICE ACCESS:
 Easy access for service/ maintenance
 Lockable hinged engine bay doors

STANDARD EQUIPMENT:
 Road lighting
 Forward facing camera c/w 7" LCD monitor
 Flashing amber beacon
 Reversing alarm
 Recovery hitch

SW55 50
 SW60 55

STATIC DIMENSIONS in mm		
	SW5550	SW5560
A	2212	2490
B	4580	4628
C	1030	972
D	994	1126
E	1768	1874
F	3230	3443
G	2216	2261
H	3149	3193
J	3390	3456
L	1815	2248
M	355	404
N	1662	1757
P	1920	2106
Q	292	154
S	5947	7452
T	9870	12000
U	529	423
V	565	482



NC Engineering (Hamiltonsbawn) Ltd
 2 Killyrudden Road
 Hamiltonsbawn,
 Co. Armagh
 Northern Ireland
 BT61 9SF
 Tel: +44 (0) 28 38 871970
 Fax: +44 (0) 28 38 870362
 E-Mail: sales@nc-engineering.com
 Web: www.nc-engineering.com

We reserve the right to change the above specification without prior notice Rev 6.0 - January 2024

Optional Extras

Base unit:
 Hardox Skip
 Special Colour RAL (yellow parts only)

Cabin:
 Rops, Fops Cab level 2
 Air Conditioning
 Screen Guard

Towing:
 Scharmuller Tow Hitch
 7 pin Towing Socket

Tyres:
 Grass Pattern 405/70-20

Environment:
 Panolin Bio Hydraulic Oil
 in Lieu of HVLP 46 Hydraulic Oil

Security:
 Cesar Datatag
 Telematic Tracking

Additional Safety Options:
 Bucket Guard
 Radar
 360° Camera
 Green Light Seat belt warning System
 Warning Triangle
 Wheel Choc
 Mirrors (Rear view attached to Roll Bar)



Maintenance:
 Planned Service kits
 Toolbox

Rev 6.0 - January 2024



NC Engineering (Hamiltonsbawn) Ltd
 2 Killyrudden Road
 Hamiltonsbawn,
 Co. Armagh
 Northern Ireland
 BT61 9SF
 Tel: +44 (0) 28 38 871970
 E-Mail: sales@nc-engineering.com
 Web: www.nc-engineering.com


www.nc-engineering.com



*based on data supplied by engine manufacturers rated speed

Site Dumper

SW55 50
 SW60 55



Up to 8%* more fuel efficient
 than the previous model



www.nc-engineering.com



Site mode speed limiter

Super bright LCD Display IP67 rated



Two stage start inhibitor safety system



Service Access via two large lockable doors



Protected IP67 rated 7" LCD Monitor

15mm solid steel rear cover for maximum impact protection



Guarded lights

Front facing 150° wide angle camera

Hydraulic parking brake (SAHR) No in field adjustment required



Highlighted Steps + Handrails

Multi axis joystick



Nitrotec coated pivot pins for extended life



Fully adjustable suspension seat with recoil safety belt and document pouch

180° Powerswivel



Foldable LED rear lights

